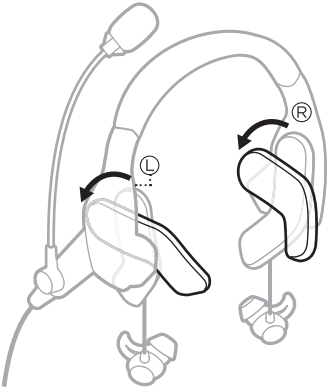


The Bose logo is displayed in white on a black rectangular background. It features the word "BOSE" in a bold, italicized, sans-serif typeface.

**PROFLIGHT SERIES 2**  
AVIATION HEADSET

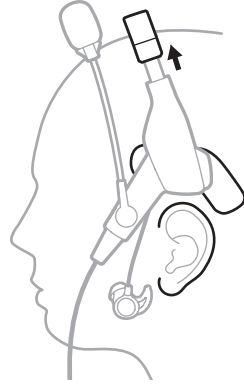
Please read and keep all safety and use instructions.

①



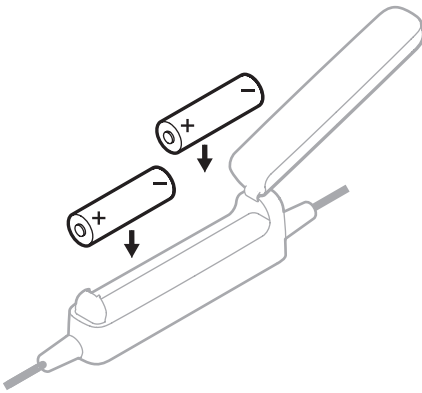
- A. Locate the left **L** and right **R** icons on the headband to orient the headset properly.
- B. Rotate the side pads into position.

②



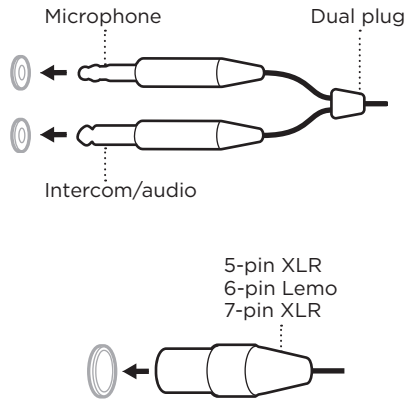
- A. Place the headset on your head.
- B. Adjust the headband so the side pads rest above your ears.

⑤



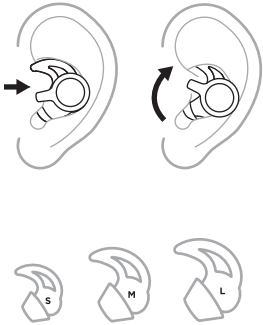
Insert the AA batteries (2) into the control module.

⑥



Insert the aircraft connector into the aircraft control panel.

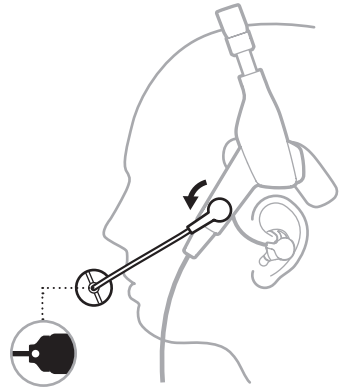
3



- A. Insert the earbuds.
- B. Tilt the earbuds back, and tuck the wing under the ear ridge until the fit is secure.

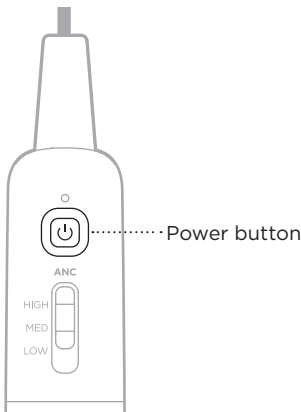
**NOTE:** Medium tips are attached. Refer to the owner's guide for more information on proper fit.

4



Grasp the microphone base, and adjust the boom so the microphone is 0.5" (12.7 mm) from your lips and the white surface on the base is facing your mouth.

7



On the control module, press the Power button .

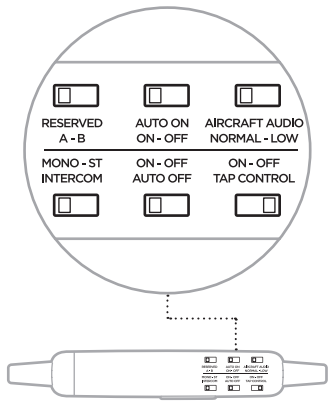
**NOTE:** For Dual plug only. For 5-pin XLR, 6-pin Lemo, and 7-pin XLR, the headset powers on automatically when connected to aircraft power.

8



Connect your mobile device.

**NOTE:** Applies to *Bluetooth*® headsets only.



## Operation switches

- Reserved      Reserved for future use.
- Auto on      Power on automatically when connected to aircraft power.
- Aircraft audio      Set sensitivity/volume of intercom audio.
- Intercom      Process audio as mono or stereo.
- Auto off      Power off automatically after 3 to 45 minutes of inactivity.
- Tap Control      Don't respond to Tap Control interaction.

**NOTE:** Some operation switches are not available on all models.

## Acoustic Noise Cancelling functions



- High      Maximum quiet and noise cancellation across the entire spectrum. Best signal-to-noise ratio for radio and intercom communications in loud aircraft.
- Medium      Consistent noise reduction across a wide range of frequencies. Best for clear and comfortable noise cancellation in typical jet aircraft.
- Low      Best for improved interpersonal communication outside of the intercom.

**NOTE:** To set noise cancellation to Low on a single earbud, set the Tap Control switch to On, and firmly double-tap the earbud.

## Bluetooth audio priority



- Mute      When an intercom signal is detected, mobile device audio is temporarily muted until intercom audio ceases.
- Mix      When an intercom signal is detected, mobile device audio is mixed with intercom audio.
- Off      Only intercom audio is active. *Bluetooth* functionality is disabled.

**NOTE:** Available on *Bluetooth* headsets only.

To enhance your headset experience, download the Bose Connect app.



[worldwide.Bose.com/Support/ProFlight2](https://worldwide.Bose.com/Support/ProFlight2)



838430-0010

©2019 Bose Corporation, 100 The Mountain Road,  
Framingham, MA 01701-9168 USA  
AM838430-0010 Rev. 00